



**EcoMOLDED**<sup>®</sup>  
by Schweiger



Overmolded Axis Cabling Systems

The Company..... Seite 2-3

Our 4 Divisions..... Seite 4-5

Introduction and general information..... Seite 6-15

1. Applications to Beckhoff..... Seite 16-19

2. Applications to Bosch/Rexroth..... Seite 20-25

3. Applications to B&R..... Seite 26-29

4. Applications to Elau..... Seite 30-33

5. Applications to Fanuc..... Seite 34-39

6. Applications to SEW..... Seite 40-43

7. Applications to Siemens..... Seite 44-49

8. 1-pole applications to spindle motors..... Seite 50-53

9. Labeling options and accessories..... Seite 54-55



**CONTACT**

Give us a call!  
We are pleased to help you.



Technical Services  
**+49 (0)8104 - 897 - 60**  
ecomolded@schweiger-gmbh.de

**www.schweiger-gmbh.com**



ALBERT SCHWEIGER



DR. CHRISTOPH SCHWEIGER

**History**

The Schweiger Group looks back on 30 years of company history. In 1982 Albert Schweiger founded a company that was specialized in supplying spare parts for the automation industry. With further focus on machine builders and the automation industry the product and service portfolio was consequently extended. Today, the components distribution continues to be an important part of the company's business. In 1994 the cable assembly division was established. What began as a simple production has transformed into a centerpiece of a rapidly expanding business based in Weil im Schönbuch, Dettenhausen (BW) and Sauerlach (BY), including complete service for the machine installation.

Since 2005, Schweiger has produced complex electrical, mechanical and mechatronic system-modules as an outsourcing partner, provides engineering services and offers on-site personnel-support from machine-installation production-plant installation to initial-operation. In 1997 headquarters moved to new office spaces, which are based in Sauerlach, South of Munich. In 2006 and 2012 additional production sites were added next door to the company's headquarters.

Today the Schweiger Group is a well-established supplier and service provider for the machine building industry.



A. Schweiger GmbH,  
Sauerlach near Munich



Further production facilities of  
A. Schweiger GmbH,  
Sauerlach near Munich



Schweiger Montage GmbH,  
Sauerlach near Munich



Schweiger Produktion GmbH, Weil  
im Schönbuch

### The Services: Schweiger – The Supplier and Service Partner for the machine building industry

With the vast range of services for the engineering and automation industry Schweiger takes a unique position. The services range from electrical and mechanical component distribution, cable assembly, engineering and production of complex system assemblies to machine installation, maintenance and initial-operation of machinery, all worldwide.

### Worldwide Presence

Today, after 30 years of sustainable growth, the Schweiger Group is operating on a global scale. Agencies exist in European countries, the U.S., Brazil, China and India. In Germany, Austria and Switzerland Schweiger is present with its own staff.

### Our Culture

Beside the clear statement „pro Germany“ Schweiger developed a special corporate culture. Built on traditional values such as honesty and respect we follow innovative customer requirements.

### Proven Quality

Annually there is a certification by TÜV Saarland. All business units are certified according to DIN EN ISO 9001:2008. Correspondingly granted are transparent procedures, documented test methods, constant maintenance and ongoing development of the quality system. Certain product-series are examined according to DIN EE 61984. The manufacturing of these products are subject to annual production site monitoring by the VDE

### Our Position

Our technical and logistical expertise, documented by a number of successful audits has made us an established partner in the machine tool industry to for cable assemblies, system assembly services, engineering and on-site-services. Even with new business areas, such as tooling and visualization, we put great emphasis on technical expertise and close collaboration with our customers.

Our success is based on:

- Technical competence and professional know-how in support
- Industry expertise in technical sales
- Defined and secured processes according to our quality system
- Selected component manufacturers for the best quality of products
- Short delivery times due to large storage capacities
- Reliable and short deliveries managed by modern and secure IT processes
- Efficient processing for best sales conditions
- Innovative leadership in services and supplies of system solutions for the machine building industry

### Our representations



CONNECTIVITY



In Baden-Württemberg, near Böblingen, we run one of the largest assembly plants for signal and power cable assemblies. We are OEM for major drive manufacturers and valued supplier for most popular machine tool companies. Besides our main field, axis and machine wiring, we manufacture a wide variety of cable assemblies for branches like instrument manufacturing, automotive, medical, etc. Thanks to a state-of the art IT-system with a sophisticated detail planning and our highly qualified and technically skilled staff, which has had years of knowledge and expertise, we run our production on selected manufacturing sites for individual customer needs. for the shortest delivery times. With our own trucks we guarantee deliveries according to the schedules of our customers, even in KanBan, or just-in-sequence. For 30 years we have been a competent partner in connectivity in the field of industrial connectors, actuator-/ sensor-connection systems and cable assembly.




**EcoMOLDED**<sup>®</sup>  
by Schweiger

IBS



The mechanical engineering sector has to examine the basis of the current cost pressures, its value chains. Focus on core competence is more important than ever, and so all value added elements are shifted to suppliers. It is no longer sufficient enough to have the material and components for the best possible price shopping. Contemporary, individual and extremely flexible supply services are in demand. Logistics, production, technical expertise and customer proximity are the tasks of modern partner. We provide comprehensive services and manufacture highly complex modules and assemblies. Our service line ranges from electrical and mechanical engineering, the manufacture of complex electrical, mechanical and mechatronic system components to the position of staff to support assembly, the construction of production or for machine startup.



## VISUALIZATION TECHNOLOGY



The modern opportunities for process visualization allow users easy, fast and secure control without the need for being an expert in the use of software. With these modern tools the control, and thus the monitoring of complex processes, is much more efficient, faster and more reliable because information is available in a simple form, and intervention is becoming much easier. The competence of Schweiger lies especially in the field of applications in industrial environments. For our customers we help choosing industry-standard monitors, project and configure complex visualization systems or make a completely new development of custom applications with host computers and software. Our clients benefit from our wide range of services and our great effort for assured quality.



## ELECTRICAL COMPONENTS AND TOOLING TECHNOLOGY



Personal service is no matter of size. We are always there for our customers, also on site. Our field sales consists of very experienced colleagues with an extensive technical background. We support our customers anytime. In our program you only find products from established manufacturers.

We run a well-stocked warehouse with approximately 90000 items from more than 80 partners. This allows us fast deliveries and great flexibility. Logistics services, such as serial or lot number tracking, KanBan services, or just-in-sequence deliveries of cable assemblies are part of our standard. Thanks to our modern IT-system we can process orders quickly and individually.





### Introduction

EcoMolded, the new motor connection system with overmolded connectors. In accordance with market demands, and by involving the customer Schweiger designed a simple and cost-effective connection system for servomotors. All common variations and contact configuration for power and signal applications are available, either in standard screw-gland EcoMolded M23, or in the patent pending quick-connection-system EcoMolded M23 Quick. Types are available by default for Siemens, Fanuc, SEW, Bosch / Rexroth, Beckhoff, B & R, Elau and for other applications as catalog products.

### EcoMolded advantages:

- low cost
- VDE approved and controlled production
- individual customer logo available
- high degree of protection even before the molding process
- tested in accordance with DIN EN 61984 - VDE 0627
- save to any attempts of manipulation
- 360° EMC protection
- 30% weight reduction
- short, slim design
- smooth and seamless surface, no dirt traps
- available for F&B in stainless steel
- front gland available in different variations
- exclusively use of UL-compliant materials
- other variations on request

Modern manufacturing technologies and a well equipped park of machinery, together with a well-stocked warehouse, make us fast, reliable and powerful. All products are subject to a 100% examination before leaving our house. Through modern IT processes and an appropriate quality management, we are able to ensure a consistent traceability of individual components used. Our experience allows us to engineer and provide special solutions according to our customers demands. For years, we are a well-known OEM for drive manufacturers.



### General Cable Specification

For our products we use standardized quality cables that are particularly appropriate for applications in the machine-building industry. Our cables are certified and have been successfully tested with a variety of aggressive media (e.g. oil and lubricants). We deliver quality you can rely on. In our standard products for the machine-building industry we use flexible control and power cables for increased mechanical stress of moving, highly-moving and extreme motion applications. Our standard cables are suitable for drag chains. Permanently flexible control and power cables for extreme conditions in the field of machine tools are on stock.

We supply cables for high performance in industrial robotics, especially welding robots and high-performance drag chains.

- drag-chain-proven, halogen-free, silicone-free and PVC-free
- very good resistance to oil, lubricants, and chemicals, as well as against other aggressive media
- flame resistant
- high mechanical strength
- high temperature resistance
- types of cables with welding sparks resistance
- high abrasion resistance
- hydrolyze- and UV-resistant
- types of cables with UL and CSA approvals

	moving application	highly moving application	torsion application
minimum bending radius	10 x D	7,5 x D	10 x D
max. speed	200m/min.	300m/min.	-
max. acceleration	10m/s <sup>2</sup>	50m/s <sup>2</sup>	-
moving distance	10m	50m	-
bending cycles	ca. 5 Mio.	ca. 10 Mio.	-
torsion angle	+/- 30°/m	+/- 30°/m	+/- 180°/m
operating temperature unmoved	-40°C/+80°C	-50°C/+80°C	-30°C/+80°C
operating temperature moved	-20°C/+60°C	-20°C/+60°C	-30°C/+80°C



general data M23 signal connector		Stand: 24.07.2012							
temperature range	-25 bis +70°C								
IP protection	IP66/67								
contact technology	crimp								
EMC housing shielding	yes								
thread lock	screw M23 x 1 / quick-lock								
min. plug cycles	500								
wrench size (mm)	25								
tightening torque (Nm)	5-10								
electrical data for signal contacts									
number of poles	6	7	8+1	9	10	12	16	17	19 (16+3)
rated current at max. cross-section (A)	20	20	8 20	8	8	8	8	8	8 10
rated voltage (V)	300	300	200	200	125	200	160	160	100
rated peak voltage (L-L) KV	2,5	2,5	2,5	2,5	4	2,5	1,5	1,5	1,5
contact cross-section (mm)	2	2	1 2	1	1	1	1	1	1 1,5
max. wire cross-section (mm <sup>2</sup> )	2,5	2,5	1 2,5	1	1	1	1	1	1
data acc. to DIN EN 61984 -VDE 0627									
pollution-degree	3								
over voltage category	2								
max. operation altitude	2000m								

material	material	surface	comment
coupling nut	Ms	Ni	nickel-plated brass
moulding-module	Ms		brass
insulation body	PA, PBT		polyamide, UL94 V0 compliant
contacts	Ms	Ni / Au	nickel-plated, gold-plated brass
sleeve-shell	Ms		brass
moulding cover	PUR	black	



general data M23 power connector				Stand: 24.07.2012	
Pin assignment	6 pin	8 pin	9B	1 pin	
temperature range	-25 bis +70°C	-25 bis+70°C	-25 bis+70°C	-25 bis+70°C	
IP protection	IP66/67	IP66/67	IP66/67	IP66/67	
contact technology	crimp	crimp	crimp	crimp	
EMC housing shielding	yes	yes	yes	yes	
thread lock	screw M23x1/	screw M23x1/	screw M23x1/	screw M23x1/	
	quick-lock	quick-lock	quick-lock	quick-lock	
min. plug cycles	500	500	500	500	
wrench size (mm)	25	25	25	25	
tightening torque (Nm)	5 up to max. 10	5 up to max. 10	5 up to max. 10	5 up to max. 10	
electrical data for power contacts					
rated current at max. cross-section (A)	28	28	28	200	
rated voltage (V)	600	600	600	600	
rated peak voltage (L-L) KV	4	4	4	4	
contact cross-section (mm)	2	2	2	8	
max. wire cross-section (mm <sup>2</sup> )	4	4	4	50	
electrical data for signal contacts					
rated current at max. cross-section (A)	-	8	8	-	
rated voltage (V)	-	300	300	-	
rated peak voltage (L-L) KV	-	2,5	2,5	-	
contact cross-section (mm)	-	1	1	-	
max. wire cross-section (mm <sup>2</sup> )	-	1,5	1,5	-	
data acc. to DIN EN 61984 - VDE 0627					
pollution-degree	3	3	3	3	
over voltage category	2	2	2	2	
max. operation altitude	2000m	2000m	2000m	2000m	

material	material	surface	comment
coupling nut	Ms	Ni	nickel-plated brass
moulding-module	Ms		brass
insulation body 6/8/9 pin	PA, PBT		polyamide UL94 V0 compliant
contacts	Ms	Ni / Au / Si	nickel-plated, gold-plated, silver-plated brass
sleeve-shell	Ms		brass
insulation body 1 pin	PA6/66	-	Badamid_LC70 FR HF, IEC 60695-11-10
moulding cover	PUR	black	



general data M40 power connector			Stand: 19.10.2012		
Pin assignment	6 pin (3+PE+2)	8 pin (3+PE+4)			
temperature range	-25 bis +70°C	-25 bis+70°C			
IP protection	IP66/67	IP66/67			
contact technology	Crimp	Crimp			
EMC housing shielding	yes	yes			
thread lock	screw M40x1,5	screw M40x1,5			
min. plug cycles	500	500			
wrench size (mm)	-	-			
tightening torque (Nm)	-	-			
electrical data for power contacts					
rated current at max. cross-section (A)	75	75			
rated voltage (V)	600	600			
rated peak voltage (L-L) KV	4	4			
contact cross-section (mm)	3,6	3,6			
max. wire cross-section (mm <sup>2</sup> )	16	16			
electrical data for signal contacts					
rated current at max. cross-section (A)	28	28			
rated voltage (V)	300	300			
rated peak voltage (L-L) KV	2,5	2,5			
contact cross-section (mm)	2	2			
max. wire cross-section (mm <sup>2</sup> )	4	4			
data acc. to DIN EN 61984 - VDE 0627					
pollution-degree	3	3			
over voltage category	2	2			
max. operation altitude	2000m	2000m			

material	material	surface	comment
coupling nut	Ms	Ni	nickel-plated brass
moulding-module	Ms		brass
insulation body 6/8/9 pin	PA, PBT		polyamide UL94 V0 compliant
contacts	Ms	Ni / Au / Si	nickel-plated, gold-plated, silver-plated brass
sleeve-shell	Ms		brass
insulation body 1 pin	PUR	black	



technical data connector	LS18-10	LS22-22	Stand: 21.09.2012
temperature range	-25 up to +70°C	-25 up to +70°C	
IP protection	IP66/67	IP66/67	DIN EN 61984 (VDE 0627):2009-11
approvals	VDE	VDE	REG.-Nr. D593; ID 40031911
Pin assignment	3 + PE	3 + PE	
component	specification		default / conditions
vibration resistance			frequency: 10 - 500 Hz, single amplitude 0,75mm, acceleration: 98m/s <sup>2</sup> , 3 hours over 3 axes following HRS mating connector
shock resistance			acceleration:490m/s <sup>2</sup> , 11ms, Half sine wave Waveform, 3 runs in 3 axes following HRS mating connector
Elektrische Daten für Leistungskontakte			
rated current at max. cross-section (A)	10A	20A	
wire cross-section	1,5 – 2,5mm <sup>2</sup>	2,5–4,0mm <sup>2</sup>	
rated voltage (V)	500 V	500 V	IEC 60060-1
rated peak voltage (L-L) KV	4000 V	4000 V	IEC 60060-1
contact resistance	<0,5mOhm	<0,5mOhm	
mating cycles	50	50	
bending cycles	100	100	
data acc. to DIN EN 61984 - VDE 0627			
pollution-degree	3	3	IEC 60060-1
over voltage category	2	2	
max. operation altitude	2000m	2000m	

Werkstoffe	Material	Oberfläche	Bemerkung
cabinet	GD-ZnA14Cu1	Ni	
coupling nut	AlMgSiSnBi	Ni	
Locking / Thread			screw 1-1/8-18 UNEF
insulation holder	AlMgSiSnBi	Ni	
insulation body	NBR		electrically insulating UL94V0 compliant
contacts	CuNi1Pb1P/Ag		
sealings	FKM/NBR/PUR		
housing rings	CuZn39Pb3	Ni	
shielding	CuZn39Pb3	Ni	
moulding cover	Elastollan1195A	black	

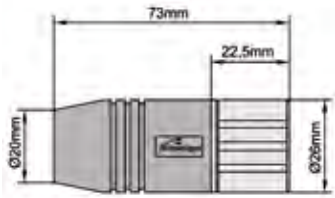
additional product information			
<b>1. product number appendix (Suffix) / particularities:</b>			
<b>2. compatibility / connector series / part:</b>			
Gr. 18-10: part number H/MS3102A18-10P-D-T1			Gr. 22-22: part number H/MS3102A22-22P-D-T



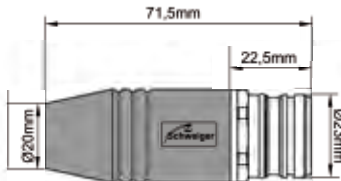
Drawing M23 encoder cable




Socket



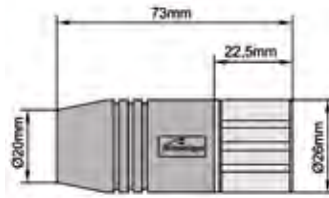
Pin



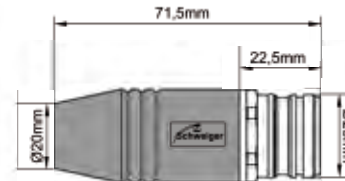
Drawing M23 motor cable



Socket



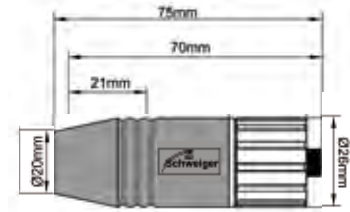
Pin



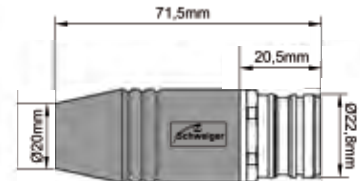
Drawing M23 1-pole



Socket



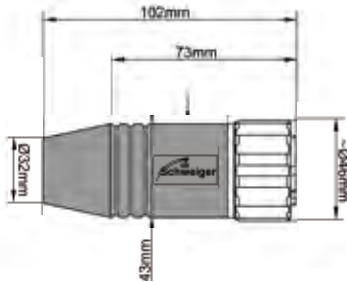
Pin



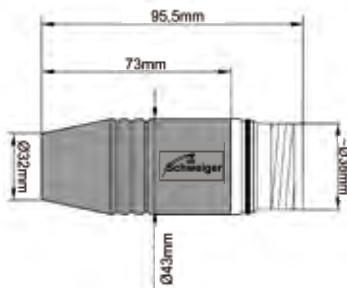
Drawing M40



Socket




Pin



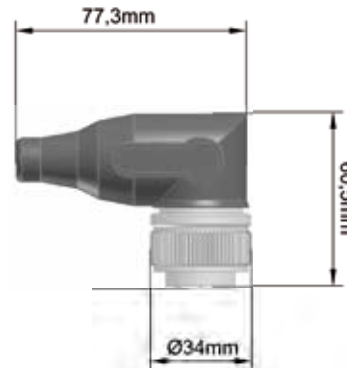
Drawing 18-10



straight




angled



Drawing 22-22



straight



angled



**Technical Consulting**

Tel.: +49 (0)8104 897 - 60  
Fax: +49 (0)8104 897 - 90  
Mail: [ecomolded@schweiger-gmbh.de](mailto:ecomolded@schweiger-gmbh.de)

**Sales**

Tel.: +49 (0)8104 897 - 50  
Fax: +49 (0)8104 897 - 90  
Mail: [ecomolded@schweiger-gmbh.de](mailto:ecomolded@schweiger-gmbh.de)

**Headquarter**

Tel.: +49 (0)8104 897 - 0  
Fax: +49 (0)8104 897 - 90  
Mail: [info@schweiger-gmbh.de](mailto:info@schweiger-gmbh.de)

**Production in Weil im Schönbuch**

Schweiger Produktion GmbH  
Ernst-Abbe-Str. 5  
71093 Weil im Schönbuch  
Tel.: +49 (0)7157 - 5340 - 0  
Fax: +49 (0)7157 - 5340 - 99  
Mail: [info@schweiger-produktion.de](mailto:info@schweiger-produktion.de)







Article Number

1	2	3	4	5	6	7	8	9	10	11	12	13	14	15	16	17	18
connector			cable			connector			drawing			variant		length in cm			


Example: Basic cable for motor measuring systems for moving applications in the Length 1500 cm:

Y67 - MK1 - Y20 - C80 - 00 - 1500




**tolerances:**

to 10 meter +/- 2%  
from 10 Meter +/- 1%



Description	Moving application	Highly moving application
Basic cable encoder AMxxxx an AX2000/AX2500	-	S7B MS7 D07 B20 00 ZK4000-2610-2
Basic cable encoder absolute encoder AL2xxx/AM3xxx/AL2250 to AX5000	-	S7B MS7 D07 B04 00 ZK4510-0020
Extension encoder absolute encoder AL2xxx/AM3xxx/AL2250 to AX5000	-	S7B MS7 S7S B08 00 ZK4511-0020
Special encoder cable Connector- Box AL2250	-	S7B MS7 D07 B05 00 ZK4520-0020
Basic cable resolver AM2xxx/AM3xxx an AX5000	S2B MS6 D07 B06 00 ZK4530-0010	-
Extension resolver AM2xxx/AM3xxx an AX5000	S2B MS6 S2S B10 00 ZK4531-0010	-
Basic cable resolver AMxxxx an AX2000/AX2500	S2B MS6 D06 B07 00 ZK4000-2210-2	-



Description	Dimension	Plug Size	Moving application	Highly moving application
Motor cable to AX2000	4 x 1,5 + 2 x 1,5	1	S8B M11 A6D B01 00 ZK4000-2111-2	-
Motor cable to AX2000	4 x 2,5 + 2 x 1,5	1	S8B M12 A6D B02 00 ZK4000-2112-2	-
Motor cable to AX2500	4 x 1,0 + 2 x 1,0	1	S8B M16 L05 B15 00 ZK4000-2711-2	-
Motor cable to AX5xxx	4 x 1,5 + 2 x 2 x 0,75	1	S8B M10 L4D B12 00 ZK4500-0023	-
Motor cable to AX5xxx	4 x 2,5 + 2 x 2 x 1,0	1	S8B B24 L4D B03 00 ZK4500-0024	-
Motor cable to AX5xxx	4 x 4 + 2 x 2 x 1,5	1,5	SAB B26 L06 B16 00 ZK4500-0015	-
Motor cable to AX5xxx	4 x 10 + 2 x 2 x 1,5	1,5	SAB B28 L06 B17 00 ZK4500-0017	-



Extension

Description	Dimension	Plug size	Moving application	Highly moving application
Extension to AX5xxx	4 x 1,5 + 2 x 2 x 0,75	1	S8B M10 S8S B14 00 ZK4501-0023	-
Extension to AX5xxx	4 x 2,5 + 2 x 2 x 1,0	1	S8B B24 S8S B13 00 ZK4501-0024	-
Extension to AX5xxx	4 x 4 + 2 x 2 x 1,5	1,5	SAB B26 SAS B18 00 ZK4501-0015	-
Extension to AX5xxx	4 x 10 + 2 x 2 x 1,5	1,5	SAB B28 SAS B19 00 ZK4501-0017	-


## CONTACT

Give us a call!  
We are pleased to help you.



Technical Services  
**+49 (0)8104 - 897 - 60**  
ecomolded@schweiger-gmbh.de

**[www.schweiger-gmbh.com](http://www.schweiger-gmbh.com)**



Description	Moving application
Basic cable encoder connection INS0629, 0665, 0719	S7C BS1 DS4 X38 00 IKS 4020
Extension encoder connection INS0629, 0665, 0719	S7C BS1 S7S X39 00 IKS 4022
Adapter cable encoder connection INS0629, 0665, 0719	S7C BS1 S7E X40 00 IKS 4021
Basic cable encoder connection INS0629, 0665, 0719	S7C B04 D05 X55 00 IKS 4132
Basic cable encoder connection INS0629, 0665, 0719	S7C B04 D05 X56 00 RKG 0002
Basic cable encoder connection INS0629, 0665, 0719	S7C B04 D05 X57 00 RKG0013
Basic cable encoder connection RGS1000, RGS1003, RGS1004	S0B B01 D03 X41 00 RKG 4200

Description	Moving application
Extension encoder connection RGS1000, RGS1003, RGS1004	S0B B01 S0S X42 00 RKG 4201
Basic cable EnDat- Interface GDM/GDS 2.0	S7C B01 D04 X43 00 IKS 4142
Extension EnDat- Interface GDM/GDS 2.0	S7C B01 S7S X44 00 IKS 4191
Adapter cable EnDat- Interface GDM/GDS 2.0	S7C B01 S7E X45 00 IKS 4012
DiAx 04 Basic cable SSI- Interface	S2C B03 D04 X46 00 IKS 4136
DiAx 04 Extension SSI- Interface	S2C B03 S2S X47 00 IKS 4004
EcoDrive 03 Basic cable EnDat GDM/GDS 2.x	S7C BS1 D05 X48 00 IKS 4001
EcoDrive 03 Extension EnDat GDM/GDS 2.x	S7C B01 S7S X44 00 IKS 4191
EcoDrive 03 Voltage signals 1Vss	S2F B02 D05 X49 00 IKS 4389
EcoDrive 03 Voltage signals 1Vss	S2C B02 D05 X50 00 IKS 4002
EcoDrive 03 Extension 1Vss	S2C B02 S2S X51 00 IKS 4388
DuraDrive Basic cable EnDat GDM/GDS 2.x	S7C BS1 D05 X52 00 IKS 4038
DuraDrive Voltage signals 1Vss	S2F B02 D05 X53 00 IKS 4040
DuraDrive Voltage signals 1Vss	S2C B02 D05 X54 00 IKS 4041





Description	Dimension	Plug size	Moving application
Motor cable to RLS1100	4 x 1,0 + 2 x 2 x 0,75	1	S01 B20 L03 X32 00 RKL 4302
Motor cable to RLS1100	4 x 1,0 + 2 x 2 x 0,75	1	S01 B20 L02 X33 00 RKL 4303
Motor cable to RLS1100	4 x 1,5 + 2 x 2 x 0,75	1	S01 M10 L03 X35 00 RKL 4300
Motor cable to RLS1100	4 x 1,5 + 2 x 2 x 0,75	1	S01 M10 L02 X36 00 RKL 4301
Motor cable to RLS1200	4 x 1,5 + 2 x 2 x 0,75	1,5	C09 M10 L03 X18 00 RKL 4306
Motor cable to RLS1200	4 x 1,5 + 2 x 2 x 0,75	1,5	C09 M10 L02 X19 00 RKL 4307
Motor cable to RLS1200	4 x 2,5 + 2 x 2 x 0,75	1,5	C09 B23 L03 X21 00 RKL 4308
Motor cable to RLS1200	4 x 2,5 + 2 x 2 x 0,75	1,5	C09 B23 L02 X22 00 RKL 4309
Motor cable to RLS1200	4 x 2,5 + 2 x 2 x 0,75	1,5	C09 B23 L04 X23 00 RKL 4310
Motor cable to RLS1200	4 x 4,0 + 2 x 2 x 1,0	1,5	C09 B25 L03 X25 00 RKL 4313

Description	Dimension	Plug size	Moving application
Motor cable to RLS1200	4 x 4,0 + 2 x 2 x 1,0	1,5	C09 B25 L02 X26 00 RKL 4314
Motor cable to RLS1200	4 x 4,0 + 2 x 2 x 1,0	1,5	C09 B25 L04 X27 00 RKL 4315
Motor cable to RLS1200	4 x 6,0 + 2 x 2 x 1,0	1,5	C11 B27 L02 X29 00 RKL 4317
Motor cable to RLS1200	4 x 6,0 + 2 x 2 x 1,0	1,5	C11 B27 L04 X30 00 RKL 4318
Motor cable to RLS1300	4 x 1,5 + 2 x 2 x 0,75	2	C01 M10 L02 X01 00 RKL 4320
Motor cable to RLS1300	4 x 1,5 + 2 x 2 x 0,75	2	C01 M10 L03 X02 00 RKL 4325
Motor cable to RLS1300	4 x 2,5 + 2 x 2 x 0,75	2	C01 B23 L02 X04 00 RKL 4321
Motor cable to RLS1300	4 x 2,5 + 2 x 2 x 0,75	2	C01 B23 L03 X05 00 RKL 4326
Motor cable to RLS1300	4 x 4,0 + 2 x 2 x 1,0	2	C03 B25 L02 X07 00 RKL 4322
Motor cable to RLS1300	4 x 4,0 + 2 x 2 x 1,0	2	C03 B25 L03 X08 00 RKL 4327
Motor cable to RLS1300	4 x 6,0 + 2 x 2 x 1,0	2	C03 B27 L02 X10 00 RKL 4323
Motor cable to RLS1300	4 x 6,0 + 2 x 2 x 1,0	2	C03 B27 L03 X11 00 RKL 4328
Motor cable to RLS1300	4 x 10 + 2 x 2 x 1,5	2	C05 B28 L02 X13 00 RKL 4324
Motor cable to RLS1300	4 x 10 + 2 x 2 x 1,5	2	C05 B28 L04 X14 00 RKL 4329
Motor cable to RLS1300	4 x 16,0 + 2 x 2 x 1,5	2	C07 B27 L04 X16 00 RKL 4330



Description	Dimension	Plug size	Moving application
Extension to RLS1100	4 x 1,0 + 2 x 2 x 0,75	1	S01 B20 S02 X34 00 RKL 4305
Extension to RLS1100	4 x 1,5 + 2 x 2 x 0,75	1	S01 M10 S02 X37 00 RKL 4304
Extension to RLS1200	4 x 1,5 + 2 x 2 x 0,75	1,5	C09 M10 C10 X20 00 RKL 4311
Extension to RLS1200	4 x 2,5 + 2 x 2 x 0,75	1,5	C09 B23 C10 X24 00 RKL 4312
Extension to RLS1200	4 x 4,0 + 2 x 2 x 1,0	1,5	C09 B25 C10 X28 00 RKL 4316
Extension to RLS1200	4 x 6,0 + 2 x 2 x 1,0	1,5	C11 B27 C12 X31 00 RKL 4319
Extension to RLS1300	4 x 1,5 + 2 x 2 x 0,75	2	C01 M10 C02 X03 00 RKL 4335
Extension to RLS1300	4 x 2,5 + 2 x 2 x 0,75	2	C01 B23 C02 X06 00 RKL 4336
Extension to RLS1300	4 x 4,0 + 2 x 2 x 1,0	2	C03 B25 C04 X09 00 RKL 4337
Extension to RLS1300	4 x 6,0 + 2 x 2 x 1,0	2	C03 B27 C04 X12 00 RKL 4338
Extension to RLS1300	4 x 10 + 2 x 2 x 1,5	2	C05 B28 C06 X15 00 RKL 4339
Extension to RLS1300	4 x 16,0 + 2 x 2 x 1,5	2	C07 B29 C08 X17 00 RKL 4340



## CONTACT

Give us a call!  
We are pleased to help you.



Technical Services  
**+49 (0)8104 - 897 - 60**  
ecomolded@schweiger-gmbh.de

**[www.schweiger-gmbh.com](http://www.schweiger-gmbh.com)**




Resolver-/Encoder cable ACOPOS



Extension

Description	Moving application
EnDat 2.1-Encoder cable ACOPOS	S7B MS5 D02 R01 00 8CE000.12-1
Resolver cable ACOPOS	S2B MS4 D01 R02 00 8CR000.12-1
Extension EnDAT 2.1-Encoder cable ACOPOS	S7B MS5 S7S R03 00 -
Extension resolver cable ACOPOS	S2B MS4 S2S R04 00 -
EnDat 2.1-Encoder cable ACOPOSmulti	S7D MS5 D02 R05 00 8BCE0000.1111A-0
Resolver cable ACOPOSmulti	S2D MS4 D01 R06 00 8BCR0000.1111A-0
Resolver cable SinCos ACOPOSmulti	S2D MS5 D02 R07 00 8BCS0000.1111A-0
Extension EnDAT 2.1-Encoder cable ACOPOSmulti	S7D MS5 S7S R08 00 8BCE0000.11120-0
Extension resolver cable ACOPOSmulti	S2D MS4 S2S R09 00 8BCR0000.11120-0
Extension resolver cable SinCos ACOPOSmulti	S2D MS5 S2S R10 00 8BCS0000.11120-0



Motor cable ACOPOSmulti

Description	Dimension	Plug Size	Moving application
Motor cable ACOPOS	4 x 0,75 + 2 x 2 x 0,35	1	S8B B22 000 R23 00 8CM000.12-0
Motor cable ACOPOS	4 x 1,5 + 2 x 2 x 0,75	1	S8B M10 000 R11 00 8CM000.12-1
Motor cable ACOPOS	4 x 4 + 2 x 2 x 1	1	S8B B25 000 R12 00 8CM000.12-3
Motor cable ACOPOS	4 x 10 + 2 x 2 x 1,5	1,5	SAB B28 000 R13 00 8CM000.12-5
Motor cable ACOPOSmulti	4 x 0,75 + 2 x 2 x 0,35	1	S8D B22 000 R24 00 8BCM0000.1011A-0
Motor cable ACOPOSmulti	4 x 1,5 + 2 x 2 x 0,75	1	S8D M10 000 R17 00 8BCM0000.1111A-0
Motor cable ACOPOSmulti	4 x 4 + 2 x 2 x 1	1	S8D B25 000 R18 00 8BCM0000.1312A-0
Motor cable ACOPOSmulti	4 x 4 + 2 x 2 x 1	1,5	C8D B25 000 R25 00 8BCM0000.1322A-0
Motor cable ACOPOSmulti	4 x 10 + 2 x 2 x 1,5	1,5	C8D M28 000 R19 00 8BCM0000.1523A-0



Extension

Description	Dimension	Plug size	Moving application
Extension ACOPOS	4 x 0,75 + 2 x 2 x 0,35	1	S8B B22 S8S R26 00 -
Extension ACOPOS	4 x 1,5 + 2 x 2 x 0,75	1	S8B M10 S8S R14 00 -
Extension ACOPOS	4 x 4 + 2 x 2 x 1	1	S8B B25 S8S R15 00 -
Extension ACOPOS	4 x 10 + 2 x 2 x 1,5	1,5	SAB B28 SAS R16 00 -
Extension ACOPOSmulti	4 x 0,75 + 2 x 2 x 0,35	1	S8D B22 S8S R27 00 -
Extension ACOPOSmulti	4 x 1,5 + 2 x 2 x 0,75	1	S8D M10 S8S R20 00 8BCM0000.11140-0
Extension ACOPOSmulti	4 x 4 + 2 x 2 x 1	1	S8D B25 S8S R21 00 8BCM0000.13140-0
Extension ACOPOSmulti	4 x 4 + 2 x 2 x 1	1,5	C8D B25 C8S R25 00 -
Extension ACOPOSmulti	4 x 10 + 2 x 2 x 1,5	1,5	C8D B28 C8S R22 00 8BCM0000.15250-0






## CONTACT

Give us a call!  
We are pleased to help you.



Technical Services  
**+49 (0)8104 - 897 - 60**  
ecomolded@schweiger-gmbh.de

**[www.schweiger-gmbh.com](http://www.schweiger-gmbh.com)**



Description	Moving application
Encoder cable SM Sincos E-FB-070	S2B S01 D9G E01 00 15154214
Encoder cable E-FB-080	S2B S01 D9G E02 00 15154 223
Extension E-FB-032	S2B S01 S2S E03 00 15152 010



Motor cable

Description	Dimension	Plug size	Moving application
Motor cable E-MO-086	4 x 1,5 + 2 x 2 x 0,75	1	S8B M10 000 E09 00 15154116
Motor cable E-MO-111	4 x 1,5 + 2 x 2 x 0,75	1	S8B M10 000 E04 00 15154127
Motor cable E-MO-112	4 x 2,5 + 2 x 2 x 1	1	S8B B24 000 E05 00 15154128
Motor cable E-MO-113	4 x 2,5 + 2 x 2 x 1	1,5	SAB B24 000 E06 00 15154129
Motor cable E-MO-116	4 x 4 + 2 x 2 x 1	1,5	SAB B25 000 E06 00 15154132
Motor cable E-MO-114	4 x 10 + 2 x 2 x 1,5	1,5	SAB B28 000 E06 00 15154130



Description	Dimension	Plug size	Moving application
Extension to E-MO-111	4 x 1,5 + 2 x 2 x 0,75	1	S8B M10 S8S E10 00 15150316
Extension to E-MO-112	4 x 2,5 + 2 x 2 x 1	1	S8B B24 S8S E11 00 -
Extension to E-MO-113	4 x 2,5 + 2 x 2 x 1	1,5	SAB B24 SAS E0600 -
Extension to E-MO-116	4 x 4 + 2 x 2 x 1	1,5	SAB B25 SAS E06 00 -
Extension to E-MO-114	4 x 10 + 2 x 2 x 1,5	1,5	SAB B28 SAS E06 00 -




## CONTACT

Give us a call!  
We are pleased to help you.



Technical Services  
**+49 (0)8104 - 897 - 60**  
ecomolded@schweiger-gmbh.de

[www.schweiger-gmbh.com](http://www.schweiger-gmbh.com)




Description	Moving application
Signal cable	JDF F02 LB1 F69 00
Signal cable	G01 MS0 JDF F65 00
Signal cable angled	G0B MS0 JDF F03 00
Signal cable motor extension insert	S2S F02 G03 F63 00
Signal cable angled motor extension insert	S2S F02 G02 F09 00
Signal cable cabinet extension insert	S2B F06 JDF F39 00
Spindle signal cable	JIF F01 LBB F82 00
External measuring system Signal cable linear scale S16/18	S2C F01 JIF F38 00

External measuring system Signal cable linear scale recirculation	S2C F01 JDF F42 00
External measuring system Signal cable linear scale S16/18	S2C F06 JIF F36 00
External measuring system Signal cable linear scale recirculation	S2C F06 JIF F37 00
External measuring system Spindle signal cable ERM 180	S7C F06 JIF F29 00
External measuring system Signal cable linear scale spindle	S2C F01 JIF F34 00
External measuring system Signal cable linear scale	S7B F01 DFF 40 00
Interface signal cable	JIF F01 GDF F83 00



Brake cable

Motor	Moving application	Description	Dimension
B0,4/5000is B0,5/5000is B1/5000is	J4D ALF 000 F70 00	angled	3 x 0,75
	J4C ALF 000 F71 00	straight	3 x 0,75
A2/5000HVis A4/5000HVis A1/5000i A2/5000i A2/5000is A4/5000is B8/3000is B12/3000is A8/4000is A12/4000is A4/4000i A8/3000i A8/4000HVis A12/4000HVis A4/4000Hvi A8/3000HVi B22/2000is A12/3000i A22/3000i A12/3000HVi A22/3000HVi A22/4000HVi A30/4000HVis A40/3000HVis	K41 ALF 000 F64 00	straight	3 x 0,75
	K4F ALF 000 F04 00	angled	3 x 0,75



Motor cable

Motor cable

Motor	Moving application	Description/Plug size	Dimension
B0,2/5000is B0,3/5000is	L6A F04 L6B F76 00	open straight	6 x 1
B0,4/5000is B0,5/5000is B1/5000is	L4B M0G J4B F75 00	open angled	4 x 1
	L4B M0G J4A F74 00	open straight	4 x 1
B2/4000is B4/4000is	L4B MLG A6B F73 00	open straight	6 x 1
A2/5000HVis A4/5000HVis	L4B MLG A6B F72 00	open straight	6 x 1
A1/5000i A2/5000i	S8S MLG A6B F81 00	Extension insert motor straight	6 x 1
A2/5000is A4/5000is	S8B MLG L4B F80 00	Extension insert cabinet straight	6 x 1
B8/3000is B12/3000is	S4F M02 L4B F44 00	18-10 straight	4 x 2,5
A8/4000is A12/4000is	S4F M02 L4B F07 00	18-10 angled	4 x 2,5
A4/4000i A8/3000i	S4F M02 S8S F48 00	Extension insert motor straight	4 x 2,5
A8/4000HVis A12/4000HVis	S4B M02 S8S F12 00	Extension insert motor angled	4 x 2,5
A4/4000HV A(/3000HV	S8B M02 L4B F78 00	Extension insert cabinet straight	4 x 2,5



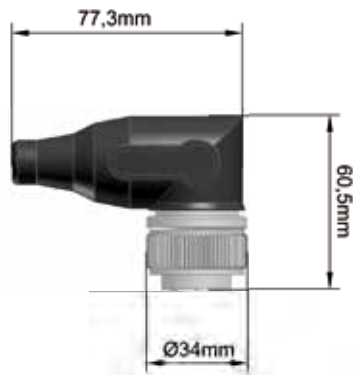
Motor	Moving application	Description/Plug size	Dimension
B22/2000is A12/3000is A22/3000i A12/3000HVi A22/3000HVi A22/4000HVis A30/4000HVis A40/3000HVis A12/3000i A22/3000i	S4H M03 L4B F59 00	22-22 straight	4 x 4,0
	S4H M03 L4B F08 00	22-22 angled	4 x 4,0
	S4H M03 C8S F57 00	Extension insert motor 22-22 straight	4 x 4,0
	S4D M03 C8S F56 00	Extension insert motor 22-22 angled	4 x 4,0
	C8D M03 L4B F79 00	Extension insert cabinet straight	4 x 4,0
A30/3000i A40/3000i A22/4000is A30/4000is A40/4000is	S4B M06 L4B F60 00	22-22 straight	4 x AWG8
	C4A M06 L4B F58 00	22-22 angled	4 x AWG8
A50/3000HVis	C4B M06 000 F54 00	22-22 straight	4 x AWG8
	C4A M06 000 F15 00	22-22 angled	4 x AWG8
A100/2500is A150/2000is	000 M08 000 F67 00	open	4 x 16,0
A300/2000is A200/2500HVis A300/2000HVis	000 M07 000 F68 00	open	4 x 25,0
A100/2500HVis	000 M05 000 F66 00	open	4 x 10,0



Standard



Drawing 18-10 angled



Drawing 22-22 angled



STANDARD

**Note:**


All assemblies ordered in this coding-range should be named 0° in the ordering document.

180° TWISTED (ENDING - V)


**Note:**

All assemblies ordered in this coding-range should be named 180° in the ordering document.





Description	Moving application
Resolver cable RH.M for MOVIDRIVE	S2B NSC DS1 W08 00 0199 3194
Resolver cable RH.M for MOVIAXIS	S2B NSC DS2 W03 00 1332 7437
Extension resolver cable RH.M	S2B NSC S2S W05 00 0199 5413
Hiperface-Encoder cable	S2B MSC DS2 W02 00 1332 4551
Extension for Hiperface-Encoder cable	S2B MSC S2S W04 00 0199 5405



Motor cable

Description	Dimension	Plug size	Moving application
Motor cable CMP	4 x 1,5	1	S8B M01 000 W09 00 0590 6245
Motor cable CMP	4 x 2,5	1	S8B M02 000 W10 00 0590 6253
Motor cable CMP	4 x 4,0	1	S8B M03 000 W11 00 0590 4803
Motor cable CMP	4 x 6,0	1,5	SAB M04 000 W12 00 1335 0293
Motor cable CMP	4 x 10	1,5	SAB M05 000 W13 00 1335 0307
Motor cable CMP	4 x 16	1,5	SAB M08 000 W14 00 1335 0315
Motor cable CMP-BP	4 x 1,5 + 3 x 1	1	S8B N10 000 W36 00 1335 4388
Motor cable CMP-BP	4 x 2,5 + 3 x 1	1	S8B M20 000 W37 00 1335 4396
Motor cable CMP-BP	4 x 4,0 + 3 x 1	1	S8B M21 000 W38 00 1335 1603
Motor cable CMP-BP	4 x 6,0 + 3 x 1,5	1,5	SAB M22 000 W39 00 1335 0234

Description	Dimension	Plug size	Moving application
Motor cable CMP-BP	4 x 10 + 3 x 1,5	1,5	SAB M23 000 W40 00 1335 0242
Motor cable CMP-BP	4 x 16 + 3 x 1,5	1,5	SAB M24 000 W41 00 1335 0250
Motor cable CMP-BY	4 x 1,5 + 3 x 1	1	S8B N10 L01 W22 00 1335 4302
Motor cable CMP-BY	4 x 2,5 + 3 x 1	1	S8B M20 L01 W23 00 1335 4310
Motor cable CMP-BY	4 x 4,0 + 3 x 1	1	S8B M21 001 W24 00 1335 4329
Motor cable CMP-BY	4 x 6,0 + 3 x 1,5	1,5	SAB M22 L01 W25 00 1335 0153
Motor cable CMP-BY	4 x 10 + 3 x 1,5	1,5	SAB M23 L01 W26 00 1335 0161
Motor cable CMP-BY	4 x 16 + 3 x 1,5	1,5	SAB M24 L01 W27 00 1335 0188
Motor cable MOVIAXIS	4 x 1,5 + 3 x 1 nk	1	S8B N10 000 W00 00 1333 1221
Motor cable MOVIAXIS	4 x 2,5 + 3 x 1 nk	1	S8B N11 000 W06 00 1333 2155
Motor cable MOVIAXIS	4 x 4,0 + 3 x 1 nk	1	S8B N12 000 W42 00 1333 2163



Extension

Description	Dimension	Plug size	Moving application
Extension CMP	4 x 1,5	1	S8B M01 S8S W16 00 1333 2457
Extension CMP	4 x 2,5	1	S8B M02 S8S W17 00 1333 2465
Extension CMP	4 x 4,0	1	S8B M03 S8S W18 00 1333 2473
Extension CMP	4 x 6,0	1,5	SAB M04 SAS W19 00 1335 0021
Extension CMP	4 x 10	1,5	SAB M05 SAS W20 00 1335 0048
Extension CMP	4 x 16	1,5	SAB M08 SAS W21 00 1335 0056
Extension BP and BY	4 x 1,5 + 3 x 1	1	S8B N10 S8S W30 00 1335 4221
Extension BP and BY	4 x 2,5 + 3 x 1	1	S8B M20 S8S W31 00 1335 4248
Extension BP and BY	4 x 4,0 + 3 x 1	1	S8B M21 S8S W32 00 1335 4337
Extension BP and BY	4 x 6,0 + 3 x 1,5	1,5	SAB M22 SAS W33 00 1335 0099
Extension BP and BY	4 x 10 + 3 x 1,5	1,5	SAB M23 SAS W34 00 1335 0102
Extension BP and BY	4 x 16 + 3 x 1,5	1,5	SAB M24 SAS W35 00 1335 0110
Extension MOVIAXIS	4 x 1,5 + 3 x 1 nk	1	S8B N10 S8S W01 00 1333 2481
Extension MOVIAXIS	4 x 2,5 + 3 x 1 nk	1	S8B N11 S8S W43 00 1333 2503
Extension MOVIAXIS	4 x 4,0 + 3 x 1 nk	1	S8B N12 S8S W44 00 1333 2511




Basic cable, motor measuring systems

Cabinet-Extension insert - M23, RJ45

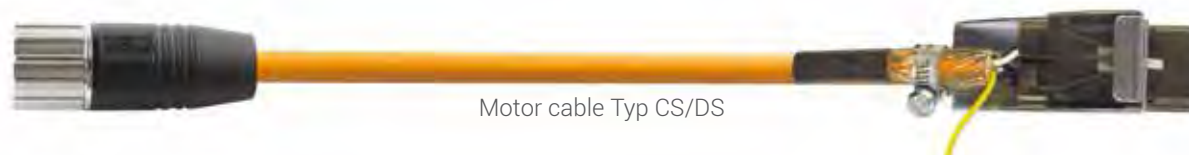
Extension, motor measuring systems

Description	Moving application	Highly moving application	Torsion application
Basic cable, RJ45/IP20 RJ45/IP20 – RJ45/IP20	Y20 MK1 Y20 C79 00 -	Y20 NK1 Y20 C79 00 6FX 8002-2DC00	Y20 OK1 Y20 C79 00 -
Basic cable, motor measuring systems RJ45/IP67 – RJ45/IP20	Y67 MK1 Y20 C80 00 -	Y67 NK1 Y20 C80 00 6FX 8002-2DC10	Y67 OK1 Y20 C80 00 -
Basic cable, RJ45/IP67 RJ45/IP67 – RJ45/IP67	Y67 MK1 Y67 C81 00 -	Y67 NK1 Y67 C81 00 6FX 8002-2DC20	Y67 OK1 Y67 C81 00 -
Cabinet-Extension insert M23/RJ45 – RJ45/IP20	SYS MK1 Y20 C8C 00 -	SYS NK1 Y20 C8C 00 -	SYS OK1 Y20 C8C 00 -
Extension M23/RJ45 – M23/RJ45	SYS MK1 SYB C8A 00 -	SYS NK1 SYB C8A 00 -	SYS OK1 SYB C8A 00 -
Motor-Extension insert RJ45/IP67 – M23/RJ45	Y67 MK1 SYB C8B 00 -	Y67 NK1 SYB C8B 00 -	Y67 OK1 SYB C8B 00 -





Description	Moving application	Highly moving application	Torsion application
Basic cable external measuring systems	S7B MS2 DS2 C03 00 -	S7B NS2 DS2 C03 00 6FX 8002-2AD00	S7B OS2 DS2 C03 00 -
Basic cable external measuring systems	S7B MS2 DS2 C61 00 -	S7B NS2 DS2 C61 00 6FX 8002-2CH00	S7B OS2 DS2 C61 00 -
Extension external measuring systems	S7B MS2 S7S C05 00 -	S7B NS2 S7S C05 00 6FX 8002-2AD04	S7B OS2 S7S C05 00 -
Basic cable incremental measurement system	S7B MS1 DS3 C18 00 -	S7B NS1 DS3 C18 00 6FX 8002-2CA31	S7B OS1 DS3 C18 00 -
Extension incremental measurement system	S7B MS1 S7S C20 00 -	S7B NS1 S7S C20 00 6FX 8002-2CA34	S7B OS1 S7S C20 00 -
Basic cable absolute measurement system	S7B MS1 DS3 C71 00 -	S7B NS1 DS3 C71 00 6FX 8002-2EQ10	S7B OS1 DS3 C71 00 -
Extension absolute measurement system	S7B MS1 S7S C73 00 -	S7B NS1 S7S C73 00 6FX 8002-2EQ14	S7B OS1 S7S C73 00 -



Motor cable Typ CS/DS


Description	Dimension	Plug size	Moving application	Highly moving application	Torsion application
Motor cable without brake	4 x 1,5	1	S6B M01 A01 M00 00 -	S6B N01 A01 M00 00 6FX 8002-5CS01	S6B O01 A01 M00 00 -
Motor cable without brake	4 x 1,5	1,5	SSB M01 A01 M12 00 -	SSB N01 A01 M12 00 6FX 8002-5CS21	SSB O01 A01 M12 00 -
Motor cable with brake	4 x 1,5 + 2 x 1,5	1	S6B M11 A01 M37 00 -	S6B N11 A01 M37 00 6FX 8002-5DS01	S6B O11 A01 M37 00 -
Motor cable with brake	4 x 1,5 + 2 x 1,5	1,5	SSB M11 A01 M49 00 -	SSB N11 A01 M49 00 6FX 8002-5DS21	SSB O11 A01 M49 00 -
Motor cable without brake	4 x 2,5	1	S6B M02 A01 M05 00 -	S6B N02 A01 M05 00 6FX 8002-5CS11	S6B O02 A01 M05 00 -
Motor cable without brake	4 x 2,5	1,5	SSB M02 A01 M18 00 -	SSB N02 A01 M18 00 6FX 8002-5CS31	SSB O02 A01 M18 00 -
Motor cable with brake	4 x 2,5 + 2 x 1,5	1	S6B M12 A01 M42 00 -	S6B N12 A01 M42 00 6FX 8002-5DS11	S6B O12 A01 M42 00 -
Motor cable with brake	4 x 2,5 + 2 x 1,5	1,5	SSB M12 A01 M55 00 -	SSB N12 A01 M55 00 6FX 8002-5DS31	SSB O12 A01 M55 00 -
Motor cable without brake	4 x 4	1,5	SSB M03 A01 M23 00 -	SSB N03 A01 M23 00 6FX 8002-5CS41	SSB O03 A01 M23 00 -
Motor cable with brake	4 x 4 + 2 x 1,5	1,5	SSB M13 A01 M61 00 -	SSB N13 A01 M61 00 6FX 8002-5DS41	SSB O13 A01 M61 00 -
Motor cable without brake	4 x 6	1,5	SSB M04 A01 M27 00 -	SSB N04 A01 M27 00 6FX 8002-5CS51	SSB O04 A01 M27 00 -
Motor cable with brake	4 x 6 + 2 x 1,5	1,5	SSB M14 A01 M66 00 -	SSB N14 A01 M66 00 6FX 8002-5DS51	SSB O14 A01 M66 00 -
Motor cable without brake	4 x 10	1,5	SSB M05 A01 M31 00 -	SSB N05 A01 M31 00 6FX 8002-5CS61	SSB O05 A01 M31 00 -
Motor cable with brake	4 x 10 + 2 x 1,5	1,5	SSB M15 A01 M71 00 -	SSB N15 A01 M71 00 6FX 8002-5DS61	SSB O15 A01 M71 00 -
Motor cable without brake	4 x 10	3	C3B M05 A01 M07 00 -	C3B N05 A01 M07 00 6FX 8002-5CS13	C3B O05 A01 M07 00 -
Motor cable with brake	4 x 10 + 2 x 1,5	3	C3B M15 A01 M44 00 -	C3B N15 A01 M44 00 6FX 8002-5DS13	C3B O15 A01 M44 00 -



Extension Typ CA/DA

Description	Dimension	Plug size	Moving application	Highly moving application	Torsion application
Extension without brake	4 x 1,5	1	S6B M01 S6S P03 00 -	S6B N01 S6S P03 00 6FX 8002-5CA05	S6B 001 S6S P03 00 -
Extension without brake	4 x 1,5	1,5	SSB M01 SSS P16 00 -	SSB N01 SSS P16 00 6FX 8002-5CA28	SSB 001 SSS P16 00 -
Extension with brake	4 x 1,5 + 2 x 1,5	1	S6B M11 S6S P40 00 -	S6B N11 S6S P40 00 6FX 8002-5DA05	S6B 011 S6S P40 00 -
Extension with brake	4 x 1,5 + 2 x 1,5	1,5	SSB M11 SSS P53 00 -	SSB N11 SSS P53 00 6FX 8002-5DA28	SSB 011 SSS P53 00 -
Extension without brake	4 x 2,5	1	S6B M02 S6S P09 00 -	S6B N02 S6S P09 00 6FX 8002-5CA15	S6B 002 S6S P09 00 -
Extension without brake	4 x 2,5	1,5	SSB M02 SSS P21 00 -	SSB N02 SSS P21 00 6FX 8002-5CA38	SSB 002 SSS P21 00 -
Extension with brake	4 x 2,5 + 2 x 1,5	1	S6B M12 S6S P46 00 -	S6B N12 S6S P46 00 6FX 8002-5DA15	S6B 012 S6S P46 00 -
Extension with brake	4 x 2,5 + 2 x 1,5	1,5	SSB M12 SSS P59 00 -	SSB N12 SSS P59 00 6FX 8002-5DA38	SSB 012 SSS P59 00 -
Extension without brake	4 x 4	1,5	SSB M03 SSS P25 00 -	SSB N03 SSS P25 00 6FX 8002-5CA48	SSB 003 SSS P25 00 -
Extension with brake	4 x 4 + 2 x 1,5	1,5	SSB M13 SSS P64 00 -	SSB N13 SSS P64 00 6FX 8002-5DA48	SSB 013 SSS P64 00 -
Extension without brake	4 x 6	1,5	SSB M04 SSS P29 00 -	SSB N04 SSS P29 00 6FX 8002-5CA58	SSB 004 SSS P29 00 -
Extension with brake	4 x 6 + 2 x 1,5	1,5	SSB M14 SSS P69 00 -	SSB N14 SSS P69 00 6FX 8002-5DA58	SSB 014 SSS P69 00 -
Extension without brake	4 x 10	1,5	SSB M05 SSS P33 00 -	SSB N05 SSS P33 00 6FX 8002-5CA68	SSB 005 SSS P33 00 -
Extension with brake	4 x 10 + 2 x 1,5	1,5	SSB M15 SSS P73 00 -	SSB N15 SSS P73 00 6FX 8002-5DA68	SSB 015 SSS P73 00 -
Extension without brake	4 x 10	3	C3B M05 C3S P35 00 -	C3B N05 C3S P35 00 6FX 8002-5CX18	C3B 005 C3S P35 00 -
Extension with brake	4 x 10 + 2 x 1,5	3	C3B M15 C3S P92 00 -	C3B N15 C3S P92 00 6FX 8002-5DX18	C3B 015 C3S P92 00 -

POWER CABLE FOR  
SINAMICS S120 WITH QUICK LOCK



Motor cable Typ CN/DN

Description	Dimension	Plug size	Moving application	Highly moving application	Torsion application
Motor cable without brake	4 x 1,5	1	S6D M01 A01 Q00 00 -	S6D N01 A01 Q00 00 6FX 8002-5CN01	S6D O01 A01 Q00 00 -
Motor cable without brake	4 x 1,5	1,5	C6D M01 A01 Q12 00 -	C6D N01 A01 Q12 00 6FX 8002-5CN21	C6D O01 A01 Q12 00 -
Motor cable with brake	4 x 1,5 + 2 x 1,5	1	S6D M11 A01 Q37 00 -	S6D N11 A01 Q37 00 6FX 8002-5DN01	S6D O11 A01 Q37 00 -
Motor cable with brake	4 x 1,5 + 2 x 1,5	1,5	C6D M11 A01 Q49 00 -	C6D N11 A01 Q49 00 6FX 8002-5DN21	C6D O11 A01 Q49 00 -
Motor cable without brake	4 x 2,5	1	S6D M02 A01 Q05 00 -	S6D N02 A01 Q05 00 6FX 8002-5CN11	S6D O02 A01 Q05 00 -
Motor cable without brake	4 x 2,5	1,5	C6D M02 A01 Q18 00 -	C6D N02 A01 Q18 00 6FX 8002-5CN31	C6D O02 A01 Q18 00 -
Motor cable with brake	4 x 2,5 + 2 x 1,5	1	S6D M12 A01 Q42 00 -	S6D N12 A01 Q42 00 6FX 8002-5DN11	S6D O12 A01 Q42 00 -
Motor cable with brake	4 x 2,5 + 2 x 1,5	1,5	C6D M12 A01 Q55 00 -	C6D N12 A01 Q55 00 6FX 8002-5DN31	C6D O12 A01 Q55 00 -
Motor cable without brake	4 x 4	1,5	C6D M03 A01 Q23 00 -	C6D N03 A01 Q23 00 6FX 8002-5CN41	C6D O03 A01 Q23 00 -
Motor cable with brake	4 x 4 + 2 x 1,5	1,5	C6D M13 A01 Q61 00 -	C6D N13 A01 Q61 00 6FX 8002-5DN41	C6D O13 A01 Q61 00 -
Motor cable without brake	4 x 6	1,5	C6D M04 A01 Q27 00 -	C6D N04 A01 Q27 00 6FX 8002-5CN51	C6D O04 A01 Q27 00 -
Motor cable with brake	4 x 6 + 2 x 1,5	1,5	C6D M14 A01 Q66 00 -	C6D N14 A01 Q66 00 6FX 8002-5DN51	C6D O14 A01 Q66 00 -
Motor cable without brake	4 x 10	1,5	C6D M05 A01 Q31 00 -	C6D N05 A01 Q31 00 6FX 8002-5CN61	C6D O05 A01 Q31 00 -
Motor cable with brake	4 x 10 + 2 x 1,5	1,5	C6D M15 A01 Q71 00 -	C6D N15 A01 Q71 00 6FX 8002-5DN61	C6D O15 A01 Q71 00 -
Motor cable without brake	4 x 6	1,5	C6D M04 000 QA1 00 -	C6D N04 000 QA1 00 6FX 8002-5CN54	C6D O04 000 QA1 00 -
Motor cable with brake	4 x 6 + 2 x 1,5	1,5	C6D M14 000 QA2 00 -	C6D N14 000 QA2 00 6FX 8002-5DN54	C6D O14 000 QA2 00 -
Motor cable without brake	4 x 10	1,5	C6D M05 000 QA3 00 -	C6D N05 000 QA3 00 6FX 8002-5CN64	C6D O05 000 QA3 00 -
Motor cable with brake	4 x 10 + 2 x 1,5	1,5	C6D M15 000 QA4 00 -	C6D N15 000 QA4 00 6FX 8002-5DN64	C6D O15 000 QA4 00 -



Extension Typ CN/DN/CQ/DQ

Description	Dimension	Plug size	Moving application	Highly moving application	Torsion application
Extension without brake	4 x 1,5	1	S6D M01 S6S Q03 00 -	S6D N01 S6S Q03 00 6FX 8002-5CN05	S6D O01 S6S Q03 00 -
Extension without brake	4 x 1,5	1,5	C6D M01 C6S Q16 00 -	C6D N01 C6S Q16 00 6FX 8002-5CQ28	C6D O01 C6S Q16 00 -
Extension with brake	4 x 1,5 + 2 x 1,5	1	S6D M11 S6S Q40 00 -	S6D N11 S6S Q40 00 6FX 8002-5DN05	S6D O11 S6S Q40 00 -
Extension with brake	4 x 1,5 + 2 x 1,5	1,5	C6D M11 C6S Q53 00 -	C6D N11 C6S Q53 00 6FX 8002-5DQ28	C6D O11 C6S Q53 00 -
Extension without brake	4 x 2,5	1	S6D M02 S6S Q09 00 -	S6D N02 S6S Q09 00 6FX 8002-5CQ15	S6D O02 S6S Q09 00 -
Extension without brake	4 x 2,5	1,5	C6D M02 C6S Q21 00 -	C6D N02 C6S Q21 00 6FX 8002-5CQ38	C6D O02 C6S Q21 00 -
Extension with brake	4 x 2,5 + 2 x 1,5	1	S6D M12 S6S Q46 00 -	S6D N12 S6S Q46 00 6FX 8002-5DQ15	S6D O12 S6S Q46 00 -
Extension with brake	4 x 2,5 + 2 x 1,5	1,5	C6D M12 C6S Q59 00 -	C6D N12 C6S Q59 00 6FX 8002-5DQ38	C6D O12 C6S Q59 00 -
Extension without brake	4 x 4	1,5	C6D M03 C6S Q25 00 -	C6D N03 C6S Q25 00 6FX 8002-5CQ48	C6D O03 C6S Q25 00 -
Extension with brake	4 x 4 + 2 x 1,5	1,5	C6D M13 C6S Q64 00 -	C6D N13 C6S Q64 00 6FX 8002-5DQ48	C6D O13 C6S Q64 00 -
Extension without brake	4 x 6	1,5	C6D M04 C6S Q29 00 -	C6D N04 C6S Q29 00 6FX 8002-5CQ58	C6D O04 C6S Q29 00 -
Extension with brake	4 x 6 + 2 x 1,5	1,5	C6D M14 C6S Q69 00 -	C6D N14 C6S Q69 00 6FX 8002-5DQ58	C6D O04 C6S Q69 00 -
Extension without brake	4 x 10	1,5	C6D M05 C6S Q33 00 -	C6D N05 C6S Q33 00 6FX 8002-5CQ68	C6D O05 C6S Q33 00 -
Extension with brake	4 x 10 + 2 x 1,5	1,5	C6D M15 C6S Q92 00 -	C6D N15 C6S Q92 00 6FX 8002-5DQ68	C6D O15 C6S Q92 00 -



Motor cable M23 socket

M23 socket	Moving application Cross-section 10mm <sup>2</sup>	Moving application Cross-section 16mm <sup>2</sup>	Moving application Cross-section 25mm <sup>2</sup>	Moving application Cross-section 35mm <sup>2</sup>	Moving application Cross-section 50mm <sup>2</sup>
DA in mm	8,9mm	10,0mm	11,8mm	13,3mm	15,0mm
Coding 1/U1	S1B E02 000 U1B 00	S1B E04 000 U1B 00	S1B NE7 000 U1B 00	S1B NE8 000 U1B 00	S1B E07 000 U1B 00
Coding 2/V1	S1B E02 000 V1B 00	S1B E04 000 V1B 00	S1B NE7 000 V1B 00	S1B NE8 000 V1B 00	S1B E07 000 V1B 00
Coding 3/W1	S1B E02 000 W1B 00	S1B E04 000 W1B 00	S1B NE7 000 W1B 00	S1B NE8 000 W1B 00	S1B E07 000 W1B 00
Coding 4/PE1	S1B E03 000 P1B 00	S1B ME6 000 P1B 00	S1B E05 000 P1B 00	S1B E06 000 P1B 00	S1B E08 000 P1B 00
Coding 5/U2	S1B E02 000 U2B 00	S1B E04 000 U2B 00	S1B NE7 000 U2B 00	S1B NE8 000 U2B 00	S1B E07 000 U2B 00
Coding 6/V2	S1B E02 000 V2B 00	S1B E04 000 V2B 00	S1B NE7 000 V2B 00	S1B NE8 000 V2B 00	S1B E07 000 V2B 00
Coding 7/W2	S1B E02 000 W2B 00	S1B E04 000 W2B 00	S1B NE7 000 W2B 00	S1B NE8 000 W2B 00	S1B E07 000 W2B 00
Coding 8/PE2	S1B E03 000 P2B 00	S1B ME6 000 P2B 00	S1B E05 000 P2B 00	S1B E06 000 P2B 00	S1B E08 000 P2B 00



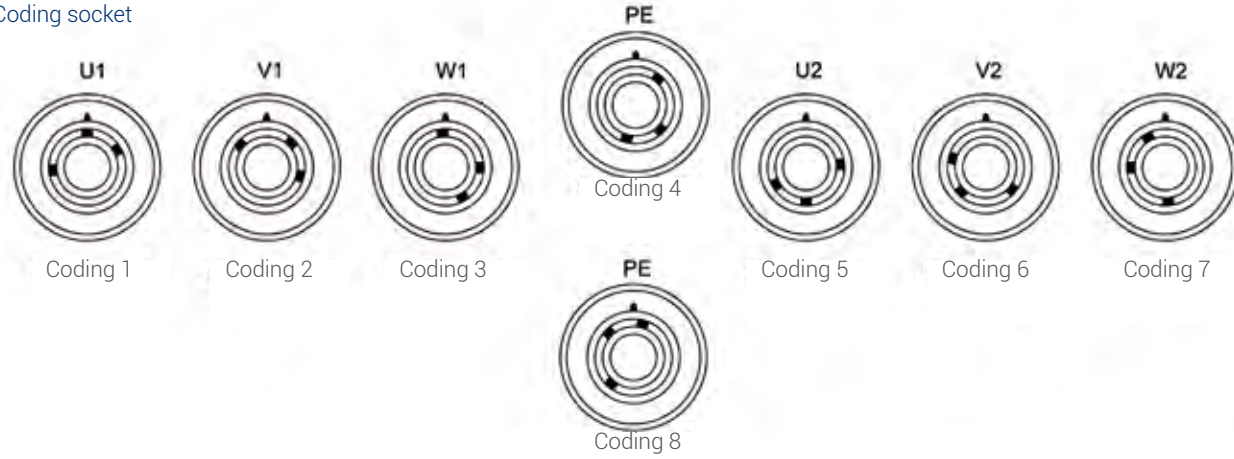
M23 pin	Moving application Cross-section 10mm <sup>2</sup>	Moving application Cross-section 16mm <sup>2</sup>	Moving application Cross-section 25mm <sup>2</sup>	Moving application Cross-section 35mm <sup>2</sup>	Moving application Cross-section 50mm <sup>2</sup>
DA in mm	8,9mm	10,0mm	11,8mm	13,3mm	15,0mm
Coding 1/U1	S1S E02 000 U1S 00	S1S E04 000 U1S 00	S1S NE7 000 U1S 00	S1S NE8 000 U1S 00	S1S E07 000 U1S 00
Coding 2/V1	S1S E02 000 V1S 00	S1S E04 000 V1S 00	S1S NE7 000 V1S 00	S1S NE8 000 V1S 00	S1S E07 000 V1S 00
Coding 3/W1	S1S E02 000 W1S 00	S1S E04 000 W1S 00	S1S NE7 000 W1S 00	S1S NE8 000 W1S 00	S1S E07 000 W1S 00
Coding 4/PE1	S1S E03 000 P1S 00	S1S ME6 000 P1S 00	S1S E05 000 P1S 00	S1S E06 000 P1S 00	S1S E08 000 P1S 00
Coding 5/U2	S1S E02 000 U2S 00	S1S E04 000 U2S 00	S1S NE7 000 U2S 00	S1S NE8 000 U2BS00	S1S E07 000 U2S 00
Coding 6/V2	S1S E02 000 V2S 00	S1S E04 000 V2S 00	S1S NE7 000 V2S 00	S1S NE8 000 V2S 00	S1S E07 000 V2S 00
Coding 7/W2	S1S E02 000 W2S 00	S1S E04 000 W2S 00	S1S NE7 000 W2S 00	S1S NE8 000 W2S 00	S1S E07 000 W2S 00
Coding 8/PE2	S1S E03 000 P2S 00	S1S ME6 000 P2S 00	S1S E05 000 P2S 00	S1S E06 000 P2S 00	S1S E08 000 P2S 00



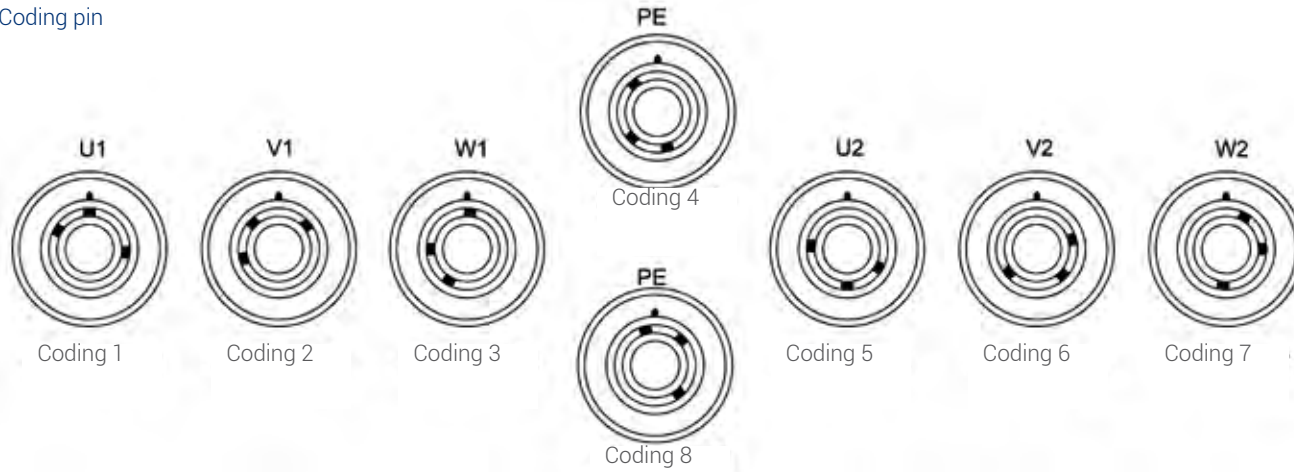
Extension M23- Pin/Socket	Moving application Cross-section 10mm <sup>2</sup>	Moving application Cross-section 16mm <sup>2</sup>	Moving application Cross-section 25mm <sup>2</sup>	Moving application Cross-section 35mm <sup>2</sup>	Moving application Cross-section 50mm <sup>2</sup>
DA in mm	8,9mm	10,0mm	11,8mm	13,3mm	15,0mm
Coding 1/U1	S1B E02 S1S U1V 00	S1B E04 S1S U1V 00	S1B NE7 S1S U1V 00	S1B NE8 S1S U1V 00	S1B E07 S1S U1V 00
Coding 2/V1	S1B E02 S1S V1V 00	S1B E04 S1S V1V 00	S1B NE7 S1S V1V 00	S1B NE8 S1S V1V 00	S1B E07 S1S V1V 00
Coding 3/W1	S1B E02 S1S W1V 00	S1B E04 S1S W1V 00	S1B NE7 S1S W1V 00	S1B NE8 S1S W1V 00	S1B E07 S1S W1V 00
Coding 4/PE1	S1B E03 S1S P1V 00	S1B ME6 S1S P1V 00	S1B E05 S1S P1V 00	S1B E06 S1S P1V 00	S1B E08 S1S P1V 00
Coding 5/U2	S1B E02 S1S U2V 00	S1B E04 S1S U2V 00	S1B NE7 S1S U2V 00	S1B NE8 S1S U2V 00	S1B E07 S1S U2V 00
Coding 6/V2	S1B E02 S1S V2V 00	S1B E04 S1S V2V 00	S1B NE7 S1S V2V 00	S1B NE8 S1S V2V 00	S1B E07 S1S V2V 00
Coding 7/W2	S1B E02 S1S W2V 00	S1B E04 S1S W2V 00	S1B NE7 S1S W2V 00	S1B NE8 S1S W2V 00	S1B E07 S1S W2V 00
Coding 8/PE2	S1B E03 S1S P2V 00	S1B ME6 S1S P2V 00	S1B E05 S1S P2V 00	S1B E06 S1S P2V 00	S1B E08 S1S P2V 00



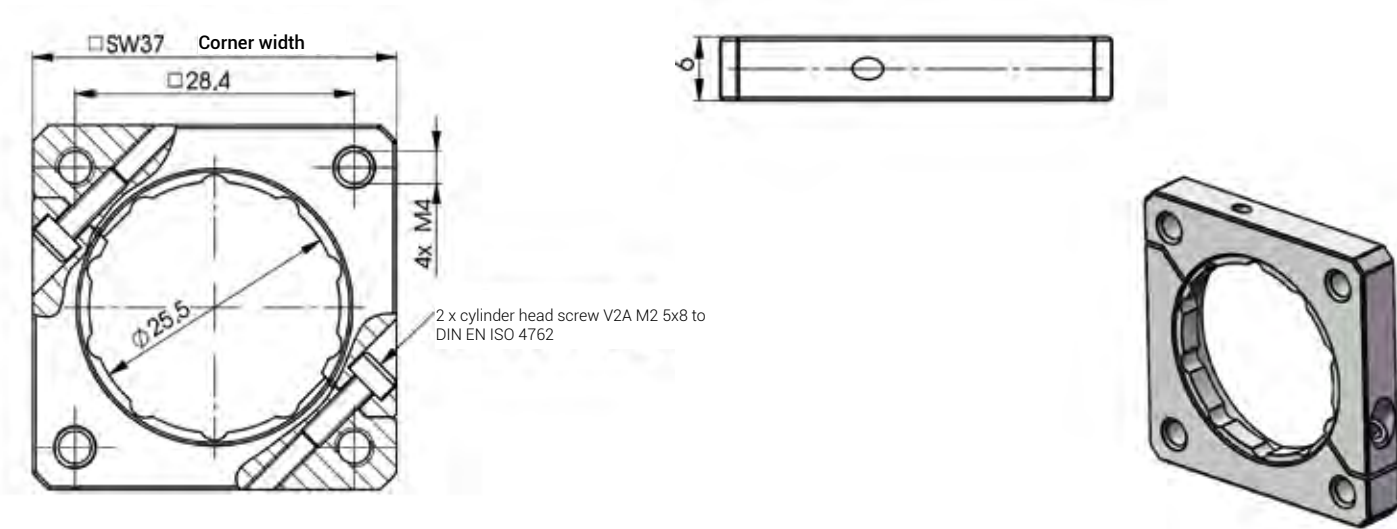
Coding socket



Coding pin



M23 flange: article 7010900149 (including seal)



Ink-jet printing (standard)



Sleeve with cable ties (lasered)



Push-over sleeve (lasered)



Mild labeling with cable ties



adhesive label



## IMPRINT

**Published by:**

A. Schweiger GmbH  
Ohmstr. 1  
82054 Sauerlach  
Germany

Tel: 08104/897-0  
Fax: 08104/897-90

info@schweiger-gmbh.de  
www.schweiger-gmbh.com

Registered Office: Sauerlach  
Managing director: Albert Schweiger,  
Dr. Christoph Schweiger  
Registered: HRB 69037, München  
Ust.-Id-Nr.: DE 129275867

**Copyright 2014:**

A. Schweiger GmbH  
Ohmstr. 1  
82054 Sauerlach  
Germany

**Printing:**

alpha-team DRUCK GmbH, München

**Layout/Design:**

A. Schweiger GmbH - Marketing

Version: EM\_Schweiger\_E\_2014\_03



We can not exclude that our publications, which are passed to the customer for containing errors. We are dedicated to such errors as soon as they are known to us to correct.

For all orders are subject to our Terms and Conditions which can be found on our website [www.schweiger-gmbh.com/de/agb](http://www.schweiger-gmbh.com/de/agb).

All information in this catalog are not binding, particularly with respect to the design, size and color of the products as well as the completeness. A. Schweiger GmbH reserves the right to change design and technical features of the products.



A. Schweiger GmbH  
Ohmstr.1  
82054 Sauerlach  
Tel: +49 (0)8104 - 897 - 0  
Fax: +49 (0)8104 - 897 - 90  
info@schweiger-gmbh.de

www.schweiger-gmbh.com

